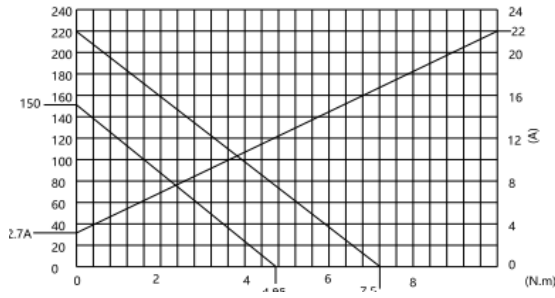


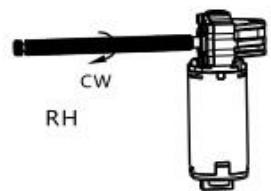
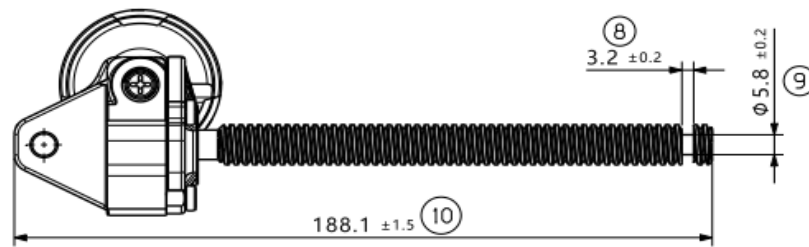
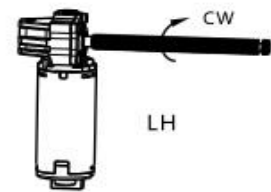
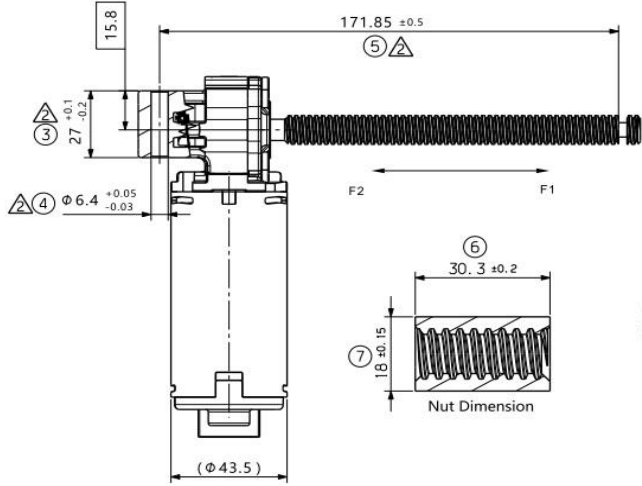
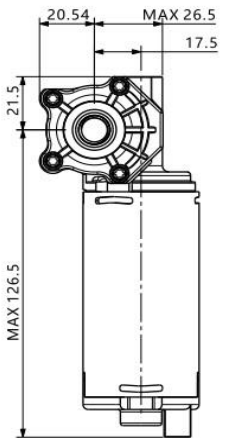
MOTOR CURVE CHARACTERISTICS

Measured with:
 Harness resistor: 0.1 ohm
 Voltage: 24±0.1V
 Temperature: room temperature 23±5°C

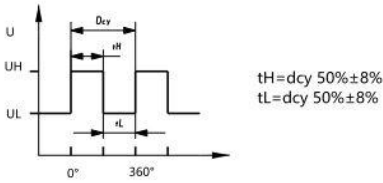


Lead Screw	Parameter
type of thread	right
number of starts	1
major DIA	11.7(+0.05/-0.1)
minor DIA	8.863(+0.05/-0.1)
pitch DIA	10.312±0.04
axial pitch	3.175
pressure angle	20°
lead error max	0.1%
pitch DIA over 3 DIA wires(Φ1.681±0.001)	12.66±0.04

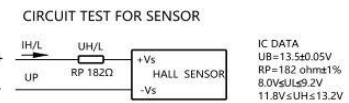
- General notes
 1.Motor specification
 2.Ultimate strenght: >F>16KN when pulling (F1) and pushing (F2), test speed 250mm/min;
 3.Sound pressure level: the tip of the microphone is placed 50+/-2cm beside the center of gear housing Lp<42dB(A); temperature range -40 °C to +85°C;
 4.Pitch of screw: 3.175mm
 5.Comply with directive 2000/53/EC article 4, paragraph 2a (certificate needed);



SENSOR PERIOD



SENSOR TEST

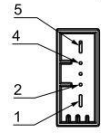


IC DATA
 UB=13.3±0.05V
 RP=182 ohm±1%
 8.0V≤UL≤9.2V
 11.8V≤UH≤13.2V

SENSOR DATA

Operating voltage range: UP 3.8-16V
 Current consumption < 25mA
 Temperature range: -40°C +85°C
 Reverse polarity protection: -30V
 Output leakage current: < 10 microA
 Magnet: 2 poles

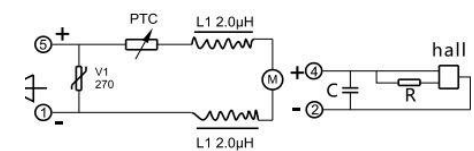
CONNECTOR AND ROTATION



Type	Pin 1	Pin 5	Direction
	+	-	CW

Connector definition
 -TYCO Type MQS:2-4
 -TYCO Type MPQ:1-5
 Mating connector
 Housing: TYCO ref 1379217-1
 Cover: TYCO ref 1379218-1

MOTOR AND SENSOR CIRCUIT



EISSES

Aandrijftechniek

EAT 405251
 GMPS 24V 150 OMW/MIN 2KAN
 23:1 gear ratio